

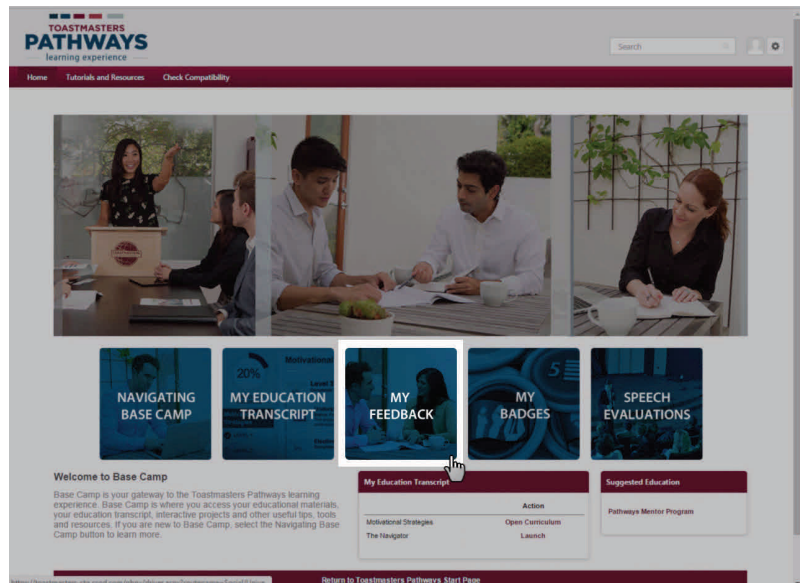


BASE CAMP

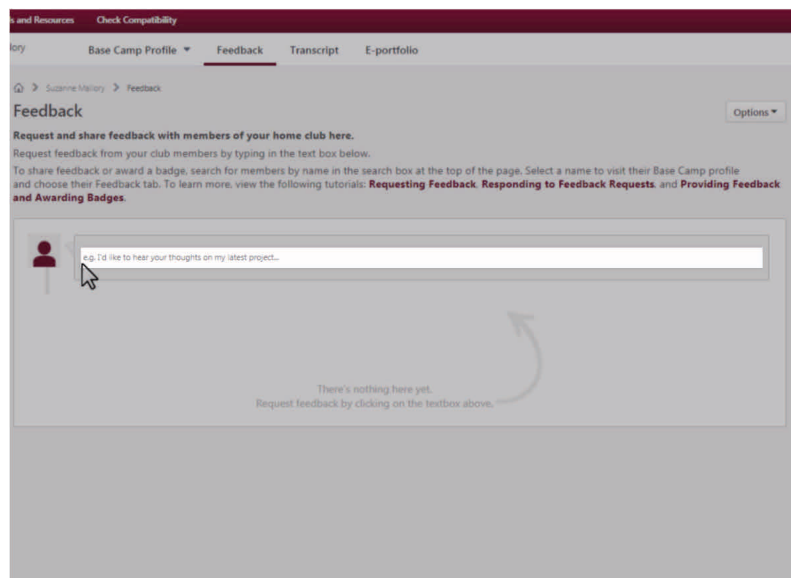
Tutorial Quick Reference Guide

Requesting Feedback

On the homepage, select the My Feedback tile. This will open the Feedback tab in your Base Camp Profile.

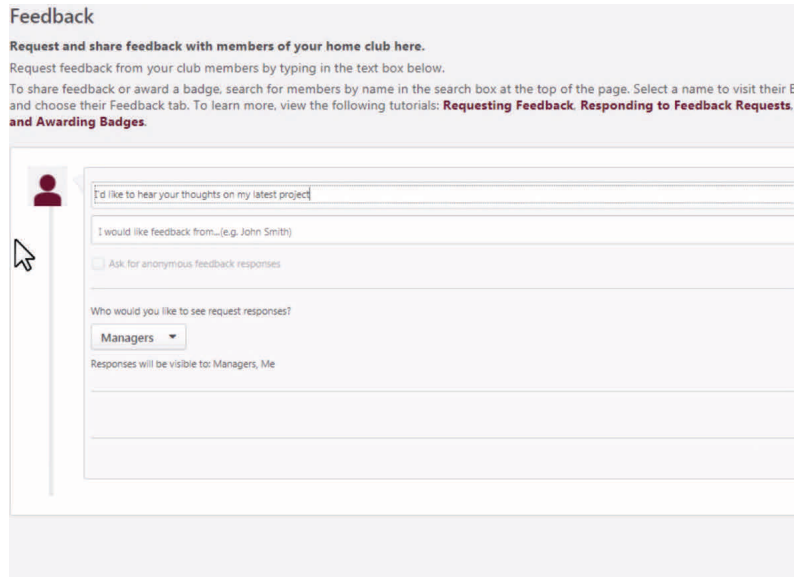


Select inside the top text box to begin your feedback request.



Requesting Feedback

Enter your specific feedback request in the text box.



Feedback
Request and share feedback with members of your home club here.
Request feedback from your club members by typing in the text box below.
To share feedback or award a badge, search for members by name in the search box at the top of the page. Select a name to visit their profile and choose their Feedback tab. To learn more, view the following tutorials: [Requesting Feedback](#), [Responding to Feedback Requests](#), and [Awarding Badges](#).

I'd like to hear your thoughts on my latest project

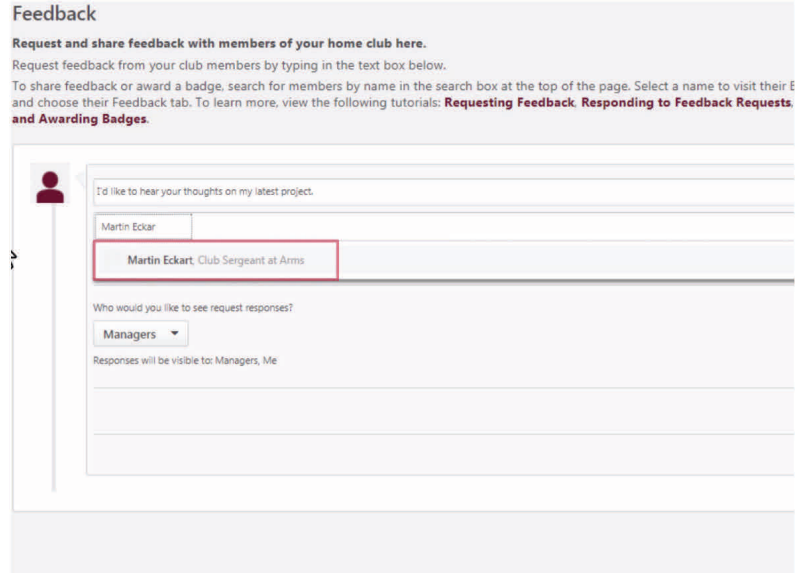
I would like feedback from...(e.g. John Smith)

Ask for anonymous feedback responses

Who would you like to see request responses?
Managers

Responses will be visible to: Managers, Me

In the second text box, type the names of the members from your home club you would like feedback from. As you type, Base Camp will display matching results; when the correct name appears, select it.



Feedback
Request and share feedback with members of your home club here.
Request feedback from your club members by typing in the text box below.
To share feedback or award a badge, search for members by name in the search box at the top of the page. Select a name to visit their profile and choose their Feedback tab. To learn more, view the following tutorials: [Requesting Feedback](#), [Responding to Feedback Requests](#), and [Awarding Badges](#).

I'd like to hear your thoughts on my latest project.

Martin Eckar

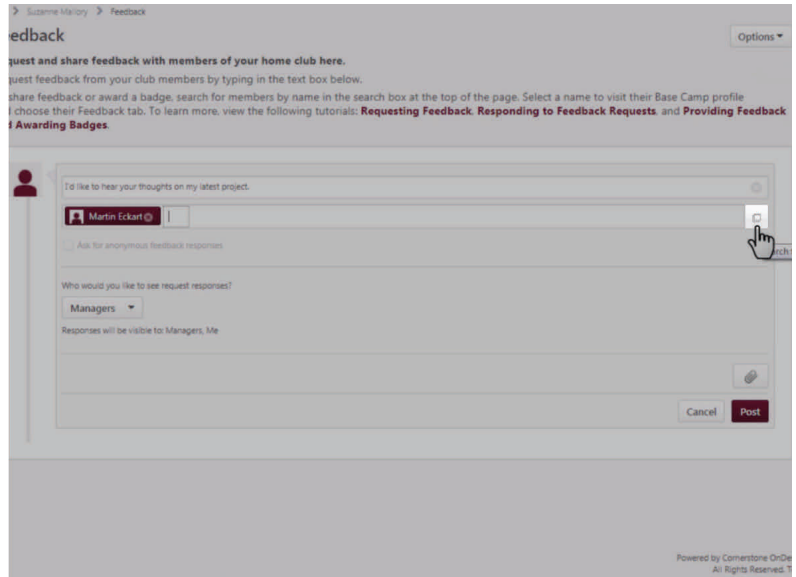
Martin Eckart, Club Sergeant at Arms

Who would you like to see request responses?
Managers

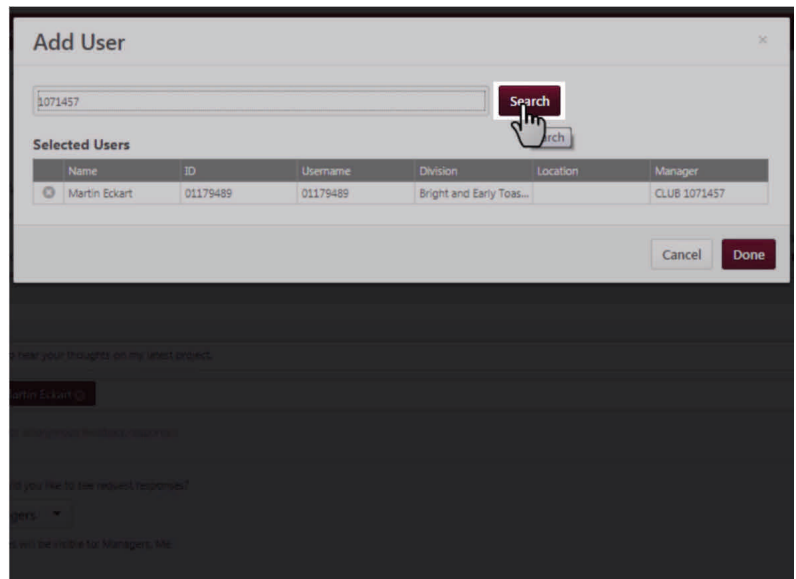
Responses will be visible to: Managers, Me

Requesting Feedback

If you would like to request feedback from many or all members of your home club, select the small, square icon to the right of the text box.



Type your club name or number in the Search box and select the Search button. This will show all the members of the club.



Requesting Feedback

Select the plus icon next to each person's name. When you select the name, it will move to the Selected User list.

1071457

Selected Users

Name	ID	Username	Division	Location
<input checked="" type="checkbox"/> Martin Eckart	01179489	01179489	Bright and Early Toas...	

Available Users

Name	ID	Username	Division	Location
<input checked="" type="checkbox"/> CLUB 1071457	1071457	1071457	Bright and Early Toas...	
<input checked="" type="checkbox"/> Maragret Carlyle	01891368	01891368	Bright and Early Toas...	
<input checked="" type="checkbox"/> Spencer Tam	04660038	04660038	Bright and Early Toas...	
<input checked="" type="checkbox"/> Luong Huang	00496482	00496482	Bright and Early Toas...	
<input checked="" type="checkbox"/> Fumiko Jiro	03312916	03312916	Bright and Early Toas...	

Use the numbered buttons below the list to see more results as needed. To remove a member you've selected, select the X next to their name. Once you've made your selections, select the Done button.

Add User

1071457

Selected Users

Name	ID	Username	Division	Location	Manager
<input checked="" type="checkbox"/> Martin Eckart	01179489	01179489	Bright and Early Toas...		CLUB 1071457

Available Users

Name	ID	Username	Division	Location	Manager
<input checked="" type="checkbox"/> CLUB 1071457	1071457	1071457	Bright and Early Toas...		
<input checked="" type="checkbox"/> Maragret Carlyle	01891368	01891368	Bright and Early Toas...		CLUB 1071457
<input checked="" type="checkbox"/> Spencer Tam	04660038	04660038	Bright and Early Toas...		CLUB 1071457
<input checked="" type="checkbox"/> Luong Huang	00496482	00496482	Bright and Early Toas...		CLUB 1071457
<input checked="" type="checkbox"/> Fumiko Jiro	03312916	03312916	Bright and Early Toas...		CLUB 1071457

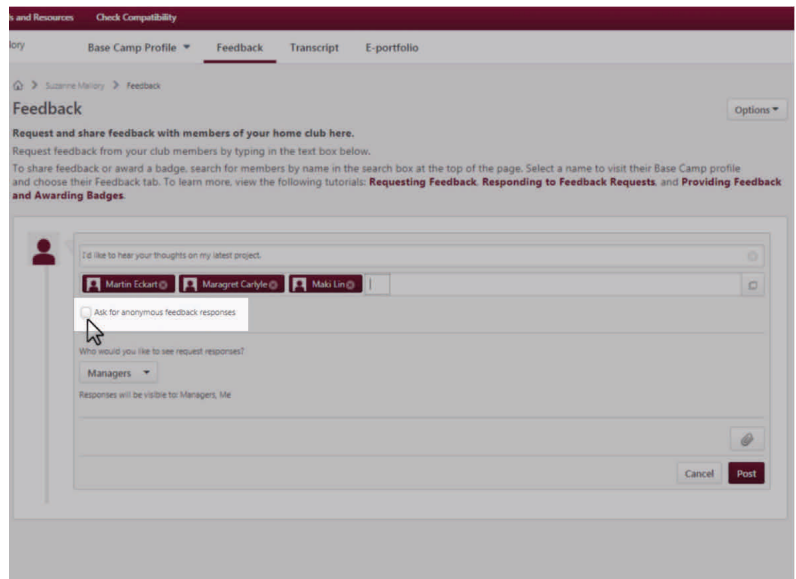
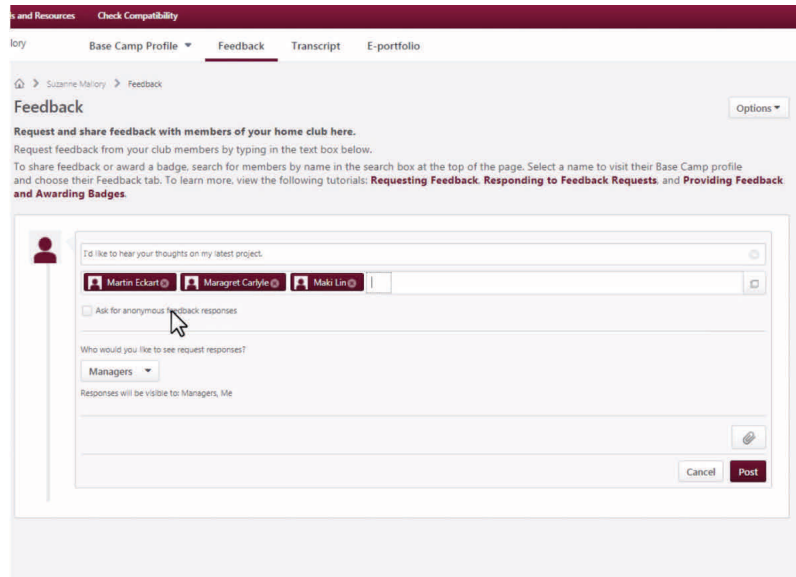
1 2 3
1 to 5 of 13

Requesting Feedback

Before you post your request, you have two options to select: the type of feedback and who can see the feedback.

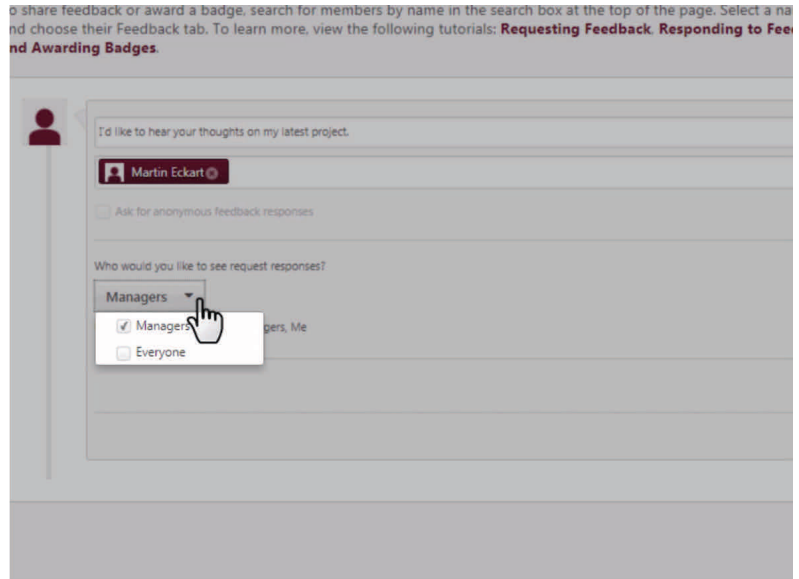
The “Ask for anonymous feedback responses” option will appear after you have added at least three names to the “request feedback from” field.

Check here to allow anonymous feedback, which means you will not know who left you which comments in response to this request. If you leave this box unchecked, it will display the member name next to any comments received in response to this request.

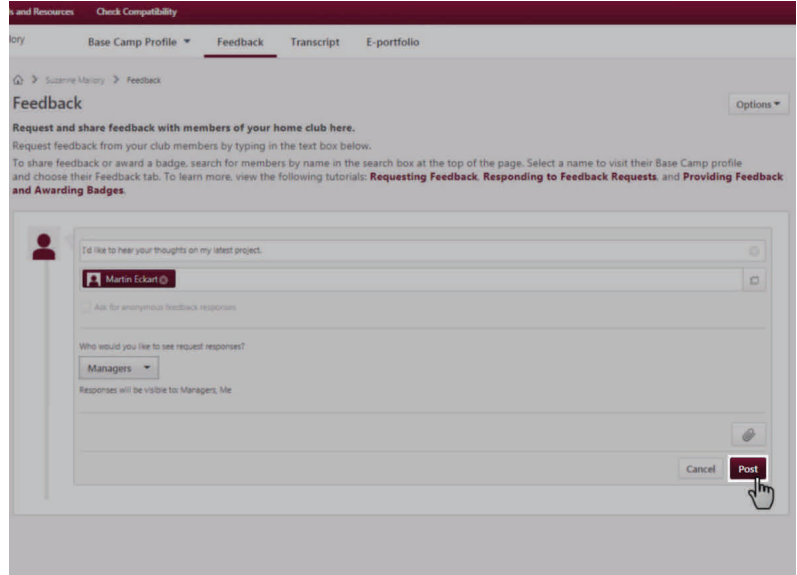


Requesting Feedback

Next, choose who can see the feedback by selecting the Managers dropdown menu and making your selection. It is set to "Managers " by default which means that only you and your vice president education will be able to view the feedback. If you prefer, you can make the feedback visible to everyone in your club, request recipients, or visible only to you.



Once you have selected your feedback request options, select the Post button.




Requesting Feedback


Your feedback request will now be available to the members whose names you entered on the request.


Request and share feedback with members of your home club here.
Request feedback from your club members by typing in the box below.

To share feedback or award a badge, search for members by name in the search box at the top of the page. Select a name to visit their Base Camp profile and choose their Feedback tab. To learn more, view the following tutorials: **Requesting Feedback**, **Responding to Feedback Requests** and **Providing Feedback and Awarding Badges**.

 e.g. I'd like to hear your thoughts on my latest project...

Feedback Badges

 **Suzanne Mallory** has requested feedback from 1 person · I'd like to hear your thoughts on my latest project. less than a minute ago · Managers and me ✕

 Share a comment with your managers...

Powered by Co
All Ri